

President's report

Hi Members

Several of our members supported the **Maroochydhore** society's **August Show**, and in the process earned a **number of awards**, not the least of which being **John Green's** beautiful specimen plant of **Coelogyne wenzelii**, **Reserve Champion of the show!** The Maroochydhore show was a great success, with the hall jam-packed with outstanding plants, which bodes well for our Spring Show.

Don't forget the **Nambour Society's show** is on the week before ours. Once again, if we want them to support our show we need to give them our support. **Why not enter** that prize-winning plant(s) of yours at the Nambour show and then the next week at Noosa? If you are **unable to take your plant(s)** there on the Thursday please **contact Julie** who will arrange for them to be entered for you. The pick up will be on the same day as our monthly meeting (7 September), so we will arrange for some people to collect the Noosa plants and bring them to the Tinbeerwah hall.

Planning is well in hand for **our Show**, and Julie has circulated the **volunteer roster** – if you haven't already let Julie know how you can help, please drop her a line. Wherever possible she is looking for those who help with the set-up to also help with the same tasks for the pack up, as they will know where things go.

We will be running the **Potting Workshops** on both the Friday and Saturday of the Show; and so we will be **looking for keikis or divisions** please. Participants at the workshops generally have limited knowledge of orchids, and are very keen to see photographs (or flowers) of the plants to help them make their choice. Please let Julie know if you can help with the supply of plants and photographs. The soft cane dendrobiums were the most popular at our Mother's Day Show.

Thank you again **Julie and Gav** for hosting the **New Growers and Species meeting** for August. It is amazing how many plants of all descriptions they have so beautifully displayed in their property. We were surprised to see how many orchids Julie has managed to cram into her bush houses, and yet they seem to be so well behaved, keeping their roots in their own pots. Not to be outdone, Gav has desert roses blooming everywhere, and roses in the front yard with no sign of black spot! (*See page 8.*) A special thanks to David Hunter for his information on the native Dendrobium speciosum varieties.

I look forward to seeing you at our 7 September meeting and the next week at our Spring Show.

Regards

Trevor Cook



40

PO BOX 527, COOROY QLD 4563

www.noosaorchidsociety.com.au



Noosa District Orchid & Foliage Society Members

Calendar of events 2024

August

30-31	Childers Isis District OS show	
-------	--------------------------------	--

September

6-7	Nambour Orchid Society Spring Show	Nambour Uniting Church
-----	------------------------------------	------------------------

7	NDO&FS meeting Spring show planning	Tinbeerwah Hall
---	---	------------------------

12	Show set up from 1pm Benching 3-5pm	Memorial Hall, Cooroy
----	--	------------------------------

13-14	Friday 8.30am-4pm Saturday 8.30am-1pm	"
-------	--	---

20-21	Glasshouse Country Orchid Society show (set-up 19).	Beerwah Hall
-------	---	--------------

- **We are car-pooling for this show**

20-22	Hervey Bay OS show	Xavier College, 1 Wide Bay Drive, Eli Waters
-------	--------------------	--

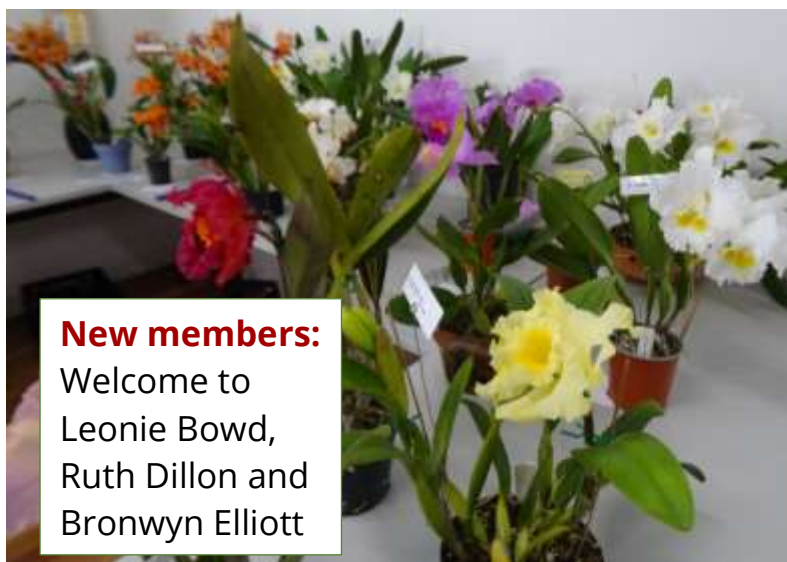
October

4-5	Bribie Island Orchid Society Show (set up 3rd)	
-----	--	--

5	NDO&FS meeting	Tinbeerwah Hall
---	---------------------------	------------------------

	(AGM nomination forms due; committee only)	
--	--	--

19	New growers and species meeting	Desiree Phillips, 2 Coach Road, Cooroibah
----	--	--



New members:

Welcome to
Leonie Bowd,
Ruth Dillon and
Bronwyn Elliott

NEXT MEETING:

7 September

Tinbeerwah Hall

12.40pm: all plants must be benched

1.30pm: meeting starts (agenda available on arrival)

Please collect your bark orders before the meeting begins

JUDGES' CHOICE August 2024

Mini Cattleya Under 70mm

Rth. Fairy Tales
T & D Lyons



Cattleya Intermed. 70-100mm

R/c. Swan's Folly 'Topaz Velvet'
John Simmons



Cattleya Exhibition over 100mm

R/c Redland White Out 'Marie'
T & D Lyons



Cattleya Cluster

Bc. Morning Glory 'H & R' AM/AOS
T & C Cook



Cattleya Novelty

Bc. Yellowbird 'Rothwell'
J & G Menkens



Dendrobium Alliance

Den. Chan Praya Sweet Garish'
T & D Lyons



Natives

Den. Blackbird Flat
x Henk Wants'
Lois Walters



Species

Rhy. Gigantea 'Red'
J Simmons



Vanda Alliance

V. Pimporn's Delight
J & G Menkens



Oncidium Alliance

Ons. Hilo Firecracker 'New Year'
G & A Gibson



Cymbidium






Cym. Cindy Lou
T & C Cook



Other Genera

Paph. TB Varandah Tea
M & A Vlekkert



<p>Epidendrum Epi. Comet Valley 'Orange' Lois Walters</p> 	<p>Novice Cym. Little Ruby Philip Hand</p> 	<p>Bromeliad Bromeliad. Unknown J & G Menkens</p> 
<p>Anthurium Anthurium. Unknown J & G Menkens</p> 	<p>Foliage Aglaonema. Unknown G & A Gibson</p> 	<p>ORDER YOUR BARK EARLY Please email Ian Skipworth ianskipworth29@gmail.com by Thursday night before each meeting (next order by 5 September) with number of bags and size (small, medium or large - \$15 per bag). Pay at meeting and show Ian your receipt to collect bark before meeting starts.</p>

Spring Show reminders

- You must be a **financial member** to exhibit and/or sell plants
- Plants for sale must be either **orchids or accepted foliage***
- All plants (exhibited or for sale) must have been **owned by you** for at least **six months** and been in that pot for at least six months
- All plants must be **in 'show standard'**, i.e. free from any pests or disease, clean and tidy, suitably staked (if necessary). The show marshall's decision is final on exhibited and sale plants
- All plants must be clearly and correctly **labelled**

Please **promote the show** however you can, let Julie know how you can **help on the roster**, and what **plants/keikis** you can bring for **potting workshops**. Please **save smaller boxes** for orchid sales and bring to show.



Seeking orchid stamps

Society member Bev Prideaux started collecting stamps as a child, but living in Papua New Guinea in the 1980s really started her interest in stamps featuring orchids as there were many stamps with flora and fauna. She also joined the Bougainville Island Orchid Society at that time. Bev also has some Australian orchid stamps but would like to collect more.

If anyone has any orchid stamps give Bev a call on 0439 788 186. She is willing to buy stamps with orchid pictures for a small amount and would like to create a display for our 40th anniversary.



Popular vote: August 2024

Mini Cattleya Under 70mm	C. Haw Yuan Angel 'Small Beauty' J & G Menkens	<i>Rth. Fairy Tales</i> T & D Lyons	-
Cattleya Intermediate 70-100mm	<i>R/c. Swan's Folly 'Topaz Velvet'</i> John Simmons	<i>Ctna. Thuptim Thai No 1</i> T & C Cook	<i>Rth. Momilani Rainbow 'Buttercup'</i> J & G Menkens
Cattleya Exhibition over 100mm	<i>Rth. Topaz Impact x R/c. Burdekin Pearl 'Rachel'</i> G & A Gibson <i>R/c Redland White Out 'Marie'</i> T & D Lyons	<i>Bc. Pastoral Alba 'Ave Maria'</i> T & C Cook	<i>R/c. Sylvia Fry 'Top Gun'</i> T & C Cook
Cattleya Cluster	<i>Bc. Morning Glory 'H & R' AM/AOS</i> T & C Cook	C. Unknown G & A Gibson	<i>Lc. Little Saigon Sunset</i> Dianne Jensen
Cattleya Novelty	<i>Bc. Yellowbird 'Rothwell'</i> J & G Menkens	-	-
Dendrobium Alliance	<i>Den. Chan Praya Sweet Garish'</i> T & D Lyons	-	-
Natives	<i>Den. Blackbird Flat x Henk Wants'</i> Lois Walters	<i>Den. Balnarring</i> Dianne Jensen	<i>Den. Esme Poulton 'Tinonee'</i> Lois Walters
Phalaenopsis	-	-	-
Species	<i>C. gaskelliana var alba</i> G & A Gibson <i>Rhy. Gigantea 'Red'</i> J Simmons	<i>Coel. cobbianum</i> T & C Cook	<i>C. walkeriana</i> Lois Walters
Vanda Alliance	<i>V. Pimporn's Delight</i> J & G Menkens	<i>V. Teacher's Fantastic</i> J & G Menkens	<i>Ascda. Fuch's Sunset</i> T & D Lyons
Oncidium Alliance	<i>Ons. Hilo Firecracker 'New Year'</i> G & A Gibson	<i>Onc. Hawaiian Sunset</i> T & C Cook	<i>Whm. Pinot Princess</i> T & D Lyons
Cymbidium	<i>Cym. Cindy Lou</i> T & C Cook	<i>Cym. Unknown</i> G & A Gibson	<i>Cym. Unknown</i> Sue Morrell
Other Genera	<i>Lyc. Shonan Melody</i> M & A Vlekkert	<i>Paph. TB Varandah Tea</i> M & A Vlekkert	<i>Paph. Botan Amandahill</i> Valerie Todd
Epidendrum	<i>Epi. Comet Valley 'Orange'</i> Lois Walters	<i>Epi. Wedding Valley 'Sakura'</i> Dianne Jensen	<i>Epi. Crystal Valley 'Japan Violet'</i> Lois Walters
Novice	<i>Cym. Little Ruby</i> Philip Hand	C. Unknown Fay Knight	<i>Odontoglossum</i> Gabi Dick <i>Phal. Unknown</i> Fay Knight
Bromeliad	<i>Bromeliad. Unknown</i> J & G Menkens	<i>Bromeliad. Unknown</i> J & G Menkens	<i>Bromeliad. Unknown</i> J & G Menkens
Anthurium	<i>Anthurium. Scherzerianum</i> J & G Menkens	<i>Anthurium. Unknown</i> J & G Menkens	<i>Anthurium. Andraenium</i> T & D Lyons
Ferns	-	-	-

Foliage	<i>Aglaonema. Costatum</i> 'Spotted Evergreen' G & A Gibson	<i>Aglaonema. Unknown</i> G & A Gibson	<i>Aglaonema. Chinese</i> Evergreen G & A Gibson
<i>Judges' choice in green panel</i>			

Plant of the month: Paph. TB Varandah Tea

Paph. TB Varandah Tea = Tea For Two 'Tea Time' x Lippewunder 'Glasgow' was purchased from Ezi Orchids Western Australia in 2006 for \$15 a long time before it went into Anita's care.

This large plant with a large flower is considered to be a 'Complex' type. Complex Paphs are a more filled-in shape. Probably most people would consider this group to be the most attractive of the paphs. This group seem to appear to prefer a cooler climate and some people find them hard to flower. They generally take a long time to flower.

All of our slippers are treated the same, re-potted every year, and fertilised once a week, weakly. I make a point of using deep pots, and strangely the roots tend to go down into the pot, then sometimes reverse back up again. Never seen this happen before in any other orchids. The potting mix we use consists of equal parts bark, charcoal and perlite. The plants are in different pot sizes ranging from 50mm tubes to 140mm standard pots. When we make the potting mix we have two sizes and as you might expect the small plants go into the finer mix. There is a belief that yearly re-potting gives better growth.

As you know, mix is pricey, so I reuse the spent mix to re-pot *Dendrochilums* (new name *Coelogyne*) as they prefer a wetter mix.

Our slipper house has a covering of 70 per cent shade cloth all over, but with an extra layer of clear solar weave on the roof only. Slippers appear to be happier if they are not having to cope with too much water.

Slippers are different. It helps if you set aside some bench space and treat them differently. **Marty Viekkert**

General info on orchid names

- The word genus is singular and the plural is genera
- If a species is crossed with another clone or cultivar, the offspring remains a species
- Natural hybrids should be written in *italics* with an X (for cross)
- Cultivar means a hybrid or species grown from seed
- A clone is a replication of a plant asexually by division, keiki, cutting or mericlone (see next page) >>



Anita Viekkert with her stunning orchid, purchased in 2006 from Western Australia.

NOTE: Membership fees now due:
\$15 single
\$20 family
EFTPOS available

Writing orchid names correctly

With our Spring Show coming up and many new members, here is some advice for writing orchid names correctly.

This was suggested by Anita and Marty, who for many years have provided the correct names for orchids in our newsletters and at our shows. We will discuss this briefly at our next meeting.

Species and hybrids

Species orchids are native orchids that grow (or grew) wild.

A hybrid is the result of breeding two different orchids, be they species or hybrids.

Species orchids are often 'crossed' with another of the same species to hopefully improve flowers. Sometimes one flower is pollinated using pollen from another flower on the same plant. More commonly, pollen is taken from a flower on another plant, for example, using two *Dendrobium kingianums*. The new seedlings are not hybrids, and are still called *Dendrobium kingianum*.

Hybrids also grow wild occasionally, resulting from natural cross-pollination of species orchids by wayward insects. Research suggests that for every 100 species found in the wild, you can expect nine natural hybrids.

Species naming

Each species has a generic name and second name. When written they are always in *italics* (preferred) or underlined. The generic name always begins with a capital letter and the second name with a small first letter; eg *Dendrobium kingianum*.

A varietal epithet (third term) is in *italics* or underlined without a capital. It is preceded by the abbreviation var (for variety): eg *Cattleya gaskelliana* var *alba*

A special clone of a species is not in italics or underlined, but has a capital and has single quotes; eg *Rhynchostylis gigantea* 'Red'

Hybrids naming

The generic name (first term) begins with a capital letter and is in *italics* or underlined. The second term starts with a capital letter, (not italicised or underlined); eg *Rhyncattleanthe* Fairy Tales

A special clone of a hybrid has a capital and is in single quotes. (There are no varieties in hybrid orchids.) eg *Cattleya* Haw Yuan Angel 'Small Beauty'



Common abbreviations

(if in doubt write full name)

Aerides – Aer.

Brassia – Brs.

Brassocattleya – Bc.

Brassavola B.

Cattleya – C.

Cattlianthe – Ctt.

Dendrobium – Den.

Epidendrum- Epi.

Laelia – L.

Laeliocattleya – Lc.

Miltonia – Milt.

Miltoniopsis – Mps.

Oncidium – Onc.

Paphiopedilum – Paph.

Phalaenopsis – Phal.

Phragmipedium – Phrag.

Renanthera – Ren.

Rhyncattleanthe – Rth.

Rhyncholaelia- Rl.

Rhyncholaeliocattleya – Rlc.

Rhynchostylis – Rhy.

Sarcochilus – Sarco.

Vanda – V.

You can learn a lot from correctly written plant names.

Growers' morning at the Menkens

While I was unfortunately away for the morning, I have seen the amazing number of plants, from the many roses in the front garden to the hundreds of orchids and desert roses at the back (not to mention the side retaining wall area) that the Menkens have grown since moving in.

Gav is particularly handy in building and refurbishing shelves and other displays to make use of every bit of space around. He is also succeeding in growing long stemmed roses (*right*) so Julie is not short of floral appreciation.

Below are some garden areas, and Gav with his roses.

FK

