

Noosa District Orchid & Foliage Society Inc

NEWSLETTER

NOVEMBER 2025

President's report

Hi Members

November kicked off with our AGM, which was well attended. **Thank you to all those members who offered to help with non-committee roles** – both longer term and newer members. And, of course, to the **previous committee members, all of whom offered to serve again**. I am sure you agree, they did a great job last year. Sue asked to be relieved of the treasurer's responsibilities after five years, and Ian offered to take on that role – **thank you to both those willing workers**. We also presented our perpetual and genera awards for the year (*page 7*).

I have been involved with many not-for-profits over the years, and **NDOFS stands out at the top for active involvement by members**, and for having a hard working, respectful committee. Hopefully we will see some new blood next year.

The following weekend was the **Nambour Society's Species Show**. Unfortunately, I was unable to make that event, so cannot comment first hand; however, I heard it was a great show (as always), and was supported by a number of our members.

Last weekend was our **last New Growers meeting** this year, and while Shirley was unable to summon up an earthquake, she wowed us with her magnificent property (*right and page 8*). It is an absolute credit to herself and partner Colin. **Lots of good advice was given regarding members' plants** needing dividing and re-potting. That seemed to work well, so we will continue that activity at future meetings.

Being one of the last to leave, I was given a peek into Colin's amazing work shed with every imaginable piece of equipment, and his current project – restoring old Seagull outboard engines, which brought back memories of our first boat when my brothers and I were teenagers. **Thank you, Shirley and Colin**, for a great ending to the year. Our next New Growers meeting will be in January; Julie will email the details after Christmas.

Talking about **Christmas**, our **party** will be held on **December 7 at the Cooroy RSL Club**; 11.30am for 12 noon. The Society will be providing orchid raffle prizes; however, if you would like to bring a gift that would be very welcome; we will make sure on the day that there is a raffle prize for everyone.

Regards,

Trevor Cook



PO BOX 527, COOROY QLD 4563

www.noosaorchidsociety.com.au



Noosa District Orchid & Foliage Society Members

Calendar of events 2025-26

December

7	NDOFS Christmas lunch	Cooroy RSL
---	------------------------------	------------

January

	New Growers and Species meeting	TBA
--	--	-----

February

7	NDOFS meeting – Red Fox Orchids cattleya potting on for members	Tinbeerwah Hall
---	--	------------------------

Calling for new growers' locations

*Next year we are hoping to have a **New Grower's meeting every month** in the warmer weather so we can give as much hands-on experience to not only those who are new to orchid growing but anyone who needs help.*

***If you would like to have a meeting** at your place, please let Julie Menkens know. **You don't have to have a big shade house or a big collection of orchids.** In fact it is very interesting how some members grow their orchid collection in a small area. No matter what your situation, it is a chance for like-minded orchid enthusiasts to get together and you always pick up some tips.*

Bali pinks, whites and blues

I spotted lots of pink and white phalaenopsis around Ubud and Sanur, often growing from coconut shells. I visited Duta Orchids in Sanur (\$10 just for entry!!) but had no luck getting their orchid flasks into Australia, sadly, despite assurances. Double-check and be prepared. But the trip was good. **FK**



JUDGES' CHOICE November 2025

Mini Cattleya Under 70mm

Rth. Chief Sunny
T & C Cook



Cattleya Interm. 70-100mm

C. Dendis Perfection 'Kaye'
L Walters



Cattleya Exhibition over 100mm

C. Magic Melody 'Southern Cross' X Lc. Taida Swan



Cattleya Novelty

Bc. Yellow Bird 'Rothwell'
T & C Cook



Dendrobium Alliance

Den. Gatton Sunray
T & C Cook



Natives

Cym. madidum
T & C Cook



Phalaenopsis

Phal. Unknown
L Walters



Species 1 American

C. gaskelliana
G & A Gibson



Species 2 Asian

Den. thyrsoflorum
G & A Gibson



Vanda Alliance

V. Boonyarit Red 'Thai Ruby'
D Phillips



Oncidium Alliance








Onc. Brassia Rex
D Jensen



Cymbidium

Cym. Black Stump 'Come in Spinner'
T & C Cook



<p>Other Genera <i>Gram. Crownfox Leopard 'PK'</i> J & G Menkens</p> 	<p>Epidendrum <i>Epi. Topaz Special 'Beauty Cups'</i> L Walters</p> 	<p>Novice <i>Den. Unknown</i> R Griffiths</p> 
<p>Bromeliad <i>Tillandsia</i> J & G Menkens</p> 	<p>Anthurium <i>Anthurium (Choc.)</i> T & D Lyons</p> 	<p>Ferns <i>Adiantum</i> G & A Gibson</p> 
<p>Foliage <i>Caladium</i> V Todd</p> 	<p>THANKS TO ALL OUR VOLUNTEERS</p> <p>We couldn't operate without members stepping up to help with running the society, setting up and working during our shows, bringing cakes and making our afternoon teas after meetings and morning teas for growers' meetings, carrying in library books to share information, cleaning up after meetings and the many other ways that keep us operating.</p> <p>Don't forget our Christmas party and have a lovely time over the break.</p>	



POPULAR VOTE: November 2025

CLASS	1ST	2ND	3RD
Mini Cattleya Under 70mm	<i>Rth.</i> Chief Sunny T & C Cook	<i>Guar.</i> Starrlyn 'Topaz' B Quinn	<i>Guar.</i> Why Not B Quinn
Cattleya Intermediate 70-100mm	<i>C.</i> Dendis Perfection 'Kaye' L Walters	<i>Rlc.</i> Topaz Proclaim 'Desire' T & C Cook	<i>C.</i> Unknown J & G Menkens
Cattleya Exhibition over 100mm	<i>C.</i> Magic Melody 'Southern Cross' x <i>Lc.</i> Taida Swan 'White Queen' D Phillips	<i>Rlc.</i> Toshie's Magic 'Hsinying' L Walters	<i>Rlc.</i> Princely 'Topaz' G & A Gibson
Cattleya Cluster	—	—	—
Cattleya Novelty	<i>Bc.</i> Yellow Bird 'Rothwell' T & C Cook	—	—
Dendrobium Alliance	<i>Den.</i> Gatton Sunray T & C Cook	<i>Den.</i> Hagaroma J & G Menkens <i>Den.</i> Genting Royal L Walters	<i>Den.</i> Memoria Kip Mc Killop T & D Lyons
Natives	<i>Spiranthes australis</i> J Murphy	<i>Cym. madidum</i> J & G Menkens <i>Cym. madidum</i> T & C Cook	<i>Cymbidium madidum</i> B. Prideaux
Phalaenopsis	<i>Phal.</i> Unknown L Walters	<i>Phal.</i> Ching Hue Magic x <i>Phal.</i> Taisuco Koch D Jensen	<i>Phal.</i> Tea Cup 'Mango' J Murphy <i>Phal.</i> Unknown P Hand
Species 1 American	<i>Encyclia fragrans</i> G & A Gibson	<i>C. gaskelliana</i> G & A Gibson	<i>V. tricolor</i> D Phillips
Species 2 Asian	<i>Den. chrysotoxum</i> G & A Gibson	<i>Den. thyrsiflorum</i> G & A Gibson	<i>Den. anosmum</i> V Todd
Vanda Alliance	<i>V.</i> Boonyarit Red 'Thai Ruby' D Phillips	<i>V.</i> Rumrill T & C Cook	<i>V.</i> Trevor Rathbone G & J Menkens
Oncidium Alliance	<i>Onc.</i> Brassia Rex D Jensen	<i>Onc. Grc</i> Frances Dyer B Quinn	<i>Onc.</i> Odontocidium Catatante 'Sunking' J & G Menkens
Cymbidium	<i>Cym.</i> Black Stump 'Come in Spinner' T & C Cook	<i>Cym.</i> Unknown J & G Menkens	—
Other Genera	<i>Gram.</i> Jumbo Grand 'Pakkert' T & D Lyons	<i>Gram.</i> Crownfox Leopard 'PK' J & G Menkens	(<i>Paph.</i> Hsinyinh Macasar x Hsinying Rocket) x <i>Paph.</i> Charlesworthii P Hand
Epidendrum	<i>Epi.</i> Topaz Special 'Beauty Cups' L Walters	<i>Epi.</i> Miracle Valley 'Nodeshiko' L Walters	<i>Epi.</i> Max Valley L Walters

Novice	<i>Phal.</i> Unknown R Griffiths	—	—
Bromeliad	Tillandsia Juncifolia Red J & G Menkens	Tillandsia J & G Menkens	Brom. 'Highland Fling' B Prideaux
Anthurium	Anthurium (Choc.) J & G Menkens	Anthurium (Choc.) T & D Lyons	Anthurium (pink) J & G Menkens
Ferns	Drynaria rigidula whitei J & G Menkens	Adiantum G & A Gibson Adiantum Fragrans T & C Cook	Phlegmariurus Carinatus (COEN) T & C Cook
Foliage	Caladium V Todd	Aglaonema Chinese Evergreen G & A Gibson Caladium J & G Menkens	Aglaonema 'Lady Valentine' J & G Menkens

Updates to Plant Names that should have their labels corrected are clearly marked in blue and bigger font.

We purchased this tillandsia from a lucky dip box from Orchid Mania at the Orchid Fair last February so it doesn't have a name.

We previously had all the tillandsias growing in the shade house but they were not getting enough sun so Gav attached some old security grills to the side of the shed (*right*).

They now get sun most of the day which has brought out the colour, especially in the reddish ones, and lots of air flow which they love. I like to attach them to pieces of tree fern and interesting pieces of old trees which I collect when walking the dogs in the bush.

Julie and Gav Menkens

Plant of the month: Tillandsia Juncifolia Red



Annual awards presentations

Genera awards:

Cattleya Award

Julie & Gavin Menkens
Trevor & Cheryl Cook

Dendrobium Award

Trevor & Cheryl Cook

Aust Native Award

Lois Walters

Phalaenopsis Award

Jacqui Murphy

Vanda Award

Julie & Gavin Menkens

Oncidium Alliance Award

Trevor & Cheryl Cook

Cymbidium Award

Trevor & Cheryl Cook
Dave & Trish Lyons

Epidendrum Award

Dianne Jensen
Tony Forde
Bronwyn Quinn
Julie & Gavin Menkens

Any Other Genera Award

Anita Vlekkert

Perpetual awards:

Novice – Fay Knight

Popular Vote (*centre right*)

Trevor & Cheryl Cook

Judges Choice (*bottom left*)

Trevor & Cheryl Cook

Species (*below*)

Trevor & Cheryl Cook

Foliage

Nita Bettridge

Outstanding Service – Julie Menkens (*top*)

Ray McEwan

Encouragement

Award (*bottom right*)

Trevor & Cheryl Cook



Photos for awards and Judges' Choice by Dianne Jensen

Lots of repotting advice at growers' morning

Shirley and Colin built their house at Cooroibah 20 years ago and have set up a beautiful acreage with shade houses and lots of native bush, including orchids in the trees.

Members brought along plants with potting questions and the main tip was to repot in growing season, once you can see new growth happening.

Other tips were not to overpot phalaenopsis and to cut off old, dead roots and treat with fungicide. New growth is easily snapped off in any plant so guard it while repotting. Plants repotted with shorter roots can be stabilised with a skewer slid horizontally through the top of the pot, or by vertical stakes. Soaking roots before repotting helps avoid snapping them, too.

Morning tea was popular after all the potting work was done. **Fay Knight**

