

Noosa District Orchid & Foliage Society Inc

NEWSLETTER

APRIL 2026

President's report

Hi Members

The weather seems to have settled into the more usual Sunshine Coast autumn pattern: cool nights and beautiful days. Hopefully your orchids are responding accordingly – but have saved those special blooms for Mother's Day!

Speaking of displays, the **April meeting was spectacular**, especially all those cattleyas. We were disappointed to miss the presentation from Rob Trost – hopefully his infection clears up quickly. Julie has re-booked Rob for our August meeting.

The **New Growers meeting this month was held at our place** (*pages 8-9*). The weather was perfect and over 25 members took the opportunity to check out our collection of orchids and foliage. In addition, most took the opportunity to purchase **one of the first mericlones of Noosa Botanic Sunshine 'Friends'**. This orchid was bred by our own John Green, with the proceeds of the sale of the mericlones being donated by Mike Brownlee to the Friends of the Botanic Gardens. If you missed out on the opportunity to obtain your plant, they will be **on sale at our Mother's Day Show**.

The New Growers meeting was followed in the afternoon by **a visit from the Hervey Bay Orchid Society members** (*page 12*). A coach load of enthusiastic orchid growers arrived for afternoon tea, a visit of the gardens and (of course) some orchid purchasing. They are a great group of people, and we can be assured of a wonderful time when we visit them in September. Cheryl and I would like to **thank our members** who helped host our guests – **Bev Prideaux, Don Black, Gav Menkens, Ian Skipworth, John Simmons, and Julie Menkens**. Once again, most of their members took the opportunity of obtaining one of the very first clones of Noosa Botanic Sunshine 'Friends'. The race is on now to see who has the first flowering - no pressure, but I will be feeding my plant with my Col. Sanders secret recipe of organics and inorganics!

May, of course, is our **Mother's Day Show** month – **we will need lots of orchids and foliage to fill that large hall**. We are counting on YOU. Plus, of course, lots of plants for sale – if possible, in flower. Julie will go through the final details at our May meeting; but as always, **we are looking for volunteers to help** with the set up on Thursday afternoon, the running on Friday and Saturday, and the pack-up on Saturday afternoon. I am sure you will help in whatever way you can, and for that, my sincere thanks in advance.

Looking forward to seeing you on May 2nd.


Regards,

Trevor Cook



PO BOX 527, COOROY QLD 4563

www.noosaorchidsociety.com.au

 Noosa District Orchid & Foliage Society Members

Calendar of events 2026

May

2	NDOFS meeting – preparation for Mother’s Day Show	Tinbeerwah Hall
2-3	Gympie & District Orchid Society Show	Indoor Bowls Club Hall
7 8-9	(set up, benching 3-5pm) Mother’s Day Show	Cooroy Memorial Hall
9	Maroochydore Orchid Society (closed) Show	Bli Bli

June

6	NDOFS meeting – Peter Young from Maroochydore OS; talk and powerpoint on fertilisers for orchids plus info to take home	Tinbeerwah Hall
6 TBC	STOCQ meeting	GCOS hosts
20	New Growers & Species meeting	Tony Forde, 968 Cootharaba Road, Cootharaba
20	Gympie & District Orchid Society Show (members only)	Indoor Bowls Club Hall, Graham Street Gympie

July

4	NDOFS meeting – Nick Hutchinson from Fernlands	Tinbeerwah Hall
17-18	Caboolture Orchid Society Show	TBC

BE READY FOR OUR MOTHER’S DAY SHOW

Please **save cardboard boxes and newspaper** for our plant-sales packing. A **cake, slice or biscuits** would be appreciated **for our café** area. And any **volunteer help** you can offer, **please see Julie** for times and duties needed. And please **bring in your orchids and foliage** plants to make a good display in the hall.

If you are new to benching plants in a show, check that your plant is healthy, not infested with ants, not very wet (water the day before) and weed-free. Wipe over leaves, if damaged trim into a natural leaf shape to remove dead material and cut out any dead stems. Wipe over the pot (preferably black) and check that any stakes are shorter than the flower/s being supported (safety for judges inspecting!).

New members are given a sheet of name labels and some wires to display the label – write on the name of your plant on the blank side (or unknown, if not known). Bring in your plants on **Thursday from 3-5pm** along with your bank details in a sealed envelope (for any prize payments) and you will be given a number to stick on the label. If in doubt about anything, please ask.

JUDGES' CHOICE April 2026

Mini Cattleya under 70mm

C. Dendis Ruby
T & D Lyons



Cattleya Interm. 70-100mm

C. Dal's Choice
T & D Lyons



Cattleya Exhibition over 100mm

Rlc. Kinza 'Southern Cross'
J. Crulci



Cattleya Cluster

Gur. Barbara Kirch
D Jensen



Cattleya Novelty

C. Jungle Queen
D Phillips



Dendrobium Alliance

Den. New Burana
T & C Cook



Australian Natives

Den. x superbiens
D Jensen



Species Asian

Aer. quinquevulnera varifarmeri
T & C Cook



Species American

C. forbesii x self
T & D Lyons




Phalaenopsis

Phal. Unknown
S Flower



Vanda Alliance





Ascda. Fuchs Sunset
T & D Lyons



Oncidium Alliance

Oncidium Ruth's Rainbow
D Hunter



<p>Novice <i>Vanda. Dr Anek x</i> Ascocenda mungkud R Griffiths</p> 	<p>Bromeliad Tillandsia D James</p> 	<p>Antherium Unknown T & C Cook</p> 
<p>Ferns Davellia Fejiensis T & C Cook</p> 	<p>Foliage Aglaonema Kresna J & G Menkens</p> 	<p>NEXT MEETING Saturday 2 May Socialising and plant sales from 12pm Benching complete by 12.40pm Don't forget your cup, any library books and cash for plant sales</p>

Plant of the month: *Den. New Burana*

I bought this plant from Robertsons as a seedling five years ago. It has been a regular flowerer each year, flowering over three months from March to May. Like all my 'hard canes', this year they have really put on strong growth. It must have been ideal conditions over summer. According to the Internet, this is regarded as an easy to grow orchid, ideal for beginners.

The plant is in a small terracotta pot, and hence a bit top heavy. I will probably have to repot it this spring; however, I have found all my 'hard canes' seem to like being tight in the pot, so I will hold off if I can. I use our standard bark/perlite/charcoal mix.

I water and fertilise twice a week during spring, summer and autumn depending on the weather. I have 50 percent shade cloth in spring and autumn, and add a second cover of 50 percent shade in summer (this gives about 75 percent shade). In winter I cover the orchid house with Solarweave which allows me to control the watering. I cut right back to a light watering once every couple of weeks. I must admit I haven't been game to cut out the watering totally.



Trevor Cook

POPULAR VOTE: April 2026

Mini Cattleya Under 70mm	<i>C. Caudebec</i> x <i>Pot. Shingfong</i> 'Little Love' D Phillips	<i>C. Dendis Ruby</i> T & D Lyons	–
Cattleya Intermediate 70-100mm	<i>Rlc. Burdekin Charm</i> S Flower <i>C. Dal's Choice</i> T & D Lyons	<i>Rlc. Alice Green</i> D Phillips <i>Rlc. Village Chief North</i> T & C Cook	<i>Rlc. Coconut Ice</i> 'Anthea' J & G Menkens
Cattleya Exhibition over 100mm	<i>Rlc. Fred Stewart</i> 'Jean K' J Simmons	<i>C. Anne Cleo</i> J Murphy <i>C. California Girl</i> x <i>Orchid Library</i> P Barry	<i>Rlc. Chief Emperor</i> 'Orchis' A & G Gibson <i>Rlc. Kinza</i> 'Southern Cross' J Crulci <i>C. Unknown</i> A & G Gibson
Cattleya Cluster	<i>C. Portia Coerulea</i> 'Baroness' D Phillips	<i>Gur. Barbara Kirch</i> D Jensen	<i>Pc V. Key Lime Stars</i> T & C Cook
Cattleya Novelty	<i>C. Jungle Queen</i> D Phillips	<i>Rlc. Deception Shambles</i> 'Southern Embers' J Simmons	–
Dendrobium Alliance	<i>Den. Dark Desire</i> D Jensen	<i>Den. New Burana</i> T & C Cook	<i>Den. Unknown</i> V Todd
Aus. Natives	<i>Den. Fantasy Land</i> 'Princess' T & C Cook	<i>Den. x superbiens</i> D Jensen	<i>Den. bigibbum</i> var. <i>bigibbum</i> D Hunter
Species Asian	<i>Aer. quinquevulnera varifarmeri</i> T & C Cook	<i>Phal bellina</i> J Crulci	–
Species American	<i>C. forbesii</i> x <i>self</i> T & D Lyons	<i>C. meadii</i> J & G Menkens	<i>Ornithopia radicans</i> J Crulci
Phalaenopsis	<i>Phal. Unknown</i> S Flower	<i>Phal. Violacea coerulea</i> 'Blue Sky' x <i>Phal. Violacea coerulea</i> 'Azure' J Murphy	–
Vanda Alliance	<i>Vanda Unknown</i> D James <i>Ascda. Fuchs Sunset</i> T & D Lyons	<i>V. Bai Blue</i> J & G Menkens	<i>V. Unknown</i> D Phillips
Oncidium Alliance	<i>Brat. Charles M. Fitch</i> 'Izumi' D Jensen <i>Oncidium Ruth's Rainbow</i> D Hunter	<i>Arthurara Sea Snake</i> 'Unforgettable' F Knight	<i>Oncidium Everglades Elegance</i> 'Nancy Lee' A & G Gibson
Cymbidium	–	–	–
Other Genera	–	–	–

Epidendrum	–	–	–
Novice	<i>Vanda</i> . Dr Anek x Ascocenda mungkud R Griffiths	–	–
Bromeliad	Tillandsia Conantna A & G Gibson	Tillandsia Cyanea B Prideaux	Tillandsia D James
Anthurium	Anthurium Unknown T & D Lyons	Anthurium Unknown T & C Cook	Anthurium J & G Menkens Anthurium (Choc.) T & D Lyons
Ferns	Tassel Fern S Morrell	Davellia Fejiensis T & C Cook	–
Foliage	Aglaonema Kresna J & G Menkens	Aglaonema Red Fountain J & G Menkens	Aglaonema Red Siam J & G Menkens

Phosphonic acid use as a systemic fungicide

Phosphonic acid is a useful systemic fungicide for orchids. Strictly, the stuff we use should not be called phosphoric acid or phosphorous acid, but care about the chemistry distinctions if you must.

For commercial agricultural use, phosphonic acid is usually purchased in containers of 20 litres or upwards at a concentration of 600 grams/litre (eg Agrichem Agri-Phos 600, Grochem Crop Doc 600 or the old Fosjet 600).

Private-scale growers can readily purchase smaller containers (e.g. 500 ml Yates Anti Rot or Sharp Shooter Rid a Rot) which is supplied in packaging at 200 grams/litre. Product instructions say to use this stuff at a dilution of 5 – 10 ml/litre for general use or 10 – 15 ml/litre for root and collar rot.

There was an extended discussion about phosphonic acid usage on the *Orchid Growers Australia* FB page in mid-2022. The consensus was regular (generally monthly) usage of a 200 grams/litre product diluted at 5 – 10 ml/litre, applied by spraying foliage, stems, and root collars. One of the long-term users was adamant that they treated severe orchid root rot by applying a much higher concentration (50 ml/litre) of the 200 grams/litre product and then carefully washing off. They also fessed up to applying 200 grams/litre product neat to big black leaf spots, which stopped the fungus dead but left the black spot as a permanent mark.

So be careful to check the supplied concentration of your phosphonic acid, apply regularly as a systemic fungicide, and get braver with using higher concentrations for treating severe situations if you see fit. But be careful: if you have the 600 grams/litre product, you should be diluting it to a third of the rate that is recommended on packaging for the 200 grams/litre product.



John Simmons supplied this updated information on fungicide and shared the Hy-Clor table on the opposite page.

CREDIT:

The info on Hy-Clor was recently posted on FB's Orchid Growers Australia site by Robyn Johnson, who shared it from a series of orchid growing "notes" by an excellent grower Jim Brydie from Kur-Ing-Gai Orchid Society.

Hy-Clor Algaecide (*Alginox*) use

(reproduced from *Orchid Growers Australia* Facebook post)

Active ingredient Benzalkonium Chloride 150 g/l

(avoid similar alternative that has additional copper-based ingredients)

PURPOSE	RATE	APPLICATION
Dividing plants	15 ml to 4 litres of water (3.75 ml per litre)	Remove old compost, soak plant for 5 mins before dividing with sterilised cutters. Trim the division and its roots, soak again for 5 mins before repotting.
Seedlings from Flask Protect from Damp-Off	7 ml to 4 litres of water (1.75 ml per litre)	Soak plants including agar in solution for 5 mins. Remove agar, soak compost in solution. Afterwards, spray once per month or any time disease is evident.
Adult Plants (general application)	50 ml to 20 litres of water (2.5 ml per litre)	Spray once per month or any time disease is evident. Soak compost when disease is evident.
Maintenance Dosage (Dendrobium cut flower growers spray)	20 ml to 20 litres of water (1 ml per litre)	For specific problems such as rots or Botrytis, use the recommended dosage until under control. Then resume this maintenance dosage and spray once a month.
Tool Disinfectant – to kill virus, bacteria, fungus, algae on contact	5 ml to 1 litre of water	Trim using sterilised cutter. Wipe plant sap from the cutting edge first. Submerge cutter in solution (5 to 10 mins.) before using again.
Rots such as black rot, brown rot, Erwinia etc.	15 ml to 4 litres of water (3.75 ml per litre)	Remove compost, soak entire plant for 10 mins. or more. Trim all rot from plant using sterilised cutter. Soak plant wounds for 10 mins. or more. Repot using compost soaked with solution.
Brown rots in Vandaceous orchids	25 ml to 10 litres of water (2.5 ml per litre)	Spray weekly during rainy periods. Ensure the solution gets in and around the leaf bases. Do not omit spraying because it is raining.
Spraying walkways and under benches	15 ml to 4 litres of water (3.75 ml per litre)	Spray heavily under benches and on walkways.

Growers' morning launches new John Green cattleya

Last Saturday was New Growers' and Species morning at Trevor and Cheryl Cook's Doonan property, with the highlight the first sales of the John-Green orchid, *R/c*. Noosa Botanic Sunshine 'Friends', specially bred to raise funds for Friends of Noosa Botanic Gardens.

One of the Friends, Mike Brownlee, donated the funds for the cloning of John's orchid, and John Simmons and other members assisted removing the tiny seedlings and potting them using plugs, with 300 orchids resulting.

These have been cared for over the last couple of years and potted up again by Trevor Cook and other members, and now they are ready for sale at \$20 each.

Trevor and Cheryl's property was in top condition, with large gardens and lawns, a tropical garden around their pool and several shadehouses as well as a stylish chicken pen.

Members enjoyed morning tea and discussions on problem plants and species and some stayed to assist Trevor with the Hervey Bay bus visit in the afternoon. Thanks, Trevor and Cheryl, a lovely morning.

Fay Knight




ABOVE: Friends of Noosa Botanic Gardens Jill Brownlee (former president, left) and President Julie Bartlett, with John Simmons and the new, fundraising cattleyas. BELOW: Trevor Cook and Ruth Griffith during question time and (BOTTOM) morning tea enjoyed.





CLOCKWISE from above: Tropical pool garden; John Green and Rlc. Noosa Botanic Sunshine 'Friends; inside the orchid house; and the shadehouses divided by the Captain Cook Bridge.



Thank you, Margaret

Margaret Johansson, 95, has just hung up her secateurs after more than two decades of membership of NDOFS.

Margaret and her husband and four children (now ten grandchildren and 20 great grandchildren!) had lived in a variety of places and states before discovering Noosa and investing in some property and moving here. Margaret downsized into her current Tewantin house (*garden below*) 16 years ago, joined the society because she wanted to learn 'how to stop killing orchids'.

"The best thing is you go and talk to all the growers and get their tips," she says. Her prize certificates and ribbons are on show in her study (she was a journalist for many years). Margaret kindly donated the orchids in her shadehouse to NDOFS members, who received them at the March growers' morning.

Fay Knight



Congratulations Caloundra Show NDOFS winners

Tillandsia – First
Tillandsia juncifolia Red
J & G Menkens



Tillandsia - Second
Tillandsia ionantha
J & G Menkens



Tillandsia - Third
Tillandsia ionantha
J & G Menkens



Foliage - First
Aglaonema Red Fountain
J & G Menkens



Foliage - Second
Aglaonema Kresna
J & G Menkens



Species - Third
Laelia anceps var. *williamsiana*
J & G Menkens



Vanda - First
V. Boonyarit Red 'Thai Ruby'
Desiree Phillips



Congratulations to Julie and Gav Menkens (and thanks for the winner photos) who took members' plants to bench to the Caloundra Show and returned with six ribbons. Congratulations also to Desiree Phillips whose vanda was placed first. I went down for the judging on Thursday night. Extra hands help our clubs
FK

Trevor's anthurium potting mix

I make up a mix of two thirds commercial mix (I use a cheap bulk mix from The Yard, which I buy by the trailer load. I am sure any commercially available mix from Bunnings or a garden centre would be even better, as I am sure the bulk mix doesn't contain any fertiliser).

To that I add about 1/4 of coir pith, and half that of Perlite. I then add a generous quantity of eight-month slow release fertiliser, and mix it all together.

As I keep Cheryl's anthuriums with some of my orchids, they get fertilised with very weak liquid fertiliser when I do my orchids (i.e. twice a week through spring-autumn depending on the weather, less in winter - I use one of those fertigators attached to the hose, and a liquid fertiliser+Tidal Wave mix). TC




Book review: **Starting with Bromeliads** **A guide to growing.** **2nd edition**

Written by the Bromeliad Society of Queensland so there is good information for our region. Sections are divided into Aechmeas, Alcanareas, Bilbergias, Guzmanzias to Tillandsias and Vrieseas and more. It covers propagation, seed raising, care, fertilising and pests. Easy to read and understand and many photos for simple recognition.

Bromeliad growers can also join the Sunshine Coast Bromeliad Society, third Saturday each month from 12.30pm. More info: www.scbs@icloud.com

Bev Prideaux



BELOW: Hervey Bay Orchid Society members visited Trevor and Cheryl's property at Doonan last Saturday on a bus trip. They enjoyed the gardens and shadehouses, afternoon tea, and bought some of the new Noosa Botanic Sunshine cattleya.

